

# THUMP

NYC METRO RABBIT NEWS FEBRUARY 2016

## Little George's Big Medical Challenge

By Mary Harnett

Just like many bunnies who are helped by Rabbit Rescue & Rehab, George was introduced to our group under less than auspicious circumstances. Through no fault of his own, he found himself at Animal Care Centers of NYC, the city's shelter in upper Manhattan. An underweight, unneutered male of indeterminate age, George was placed in a cage, one among many others. It soon became apparent that he suffered from digestive problems, and his case was referred to the New

*(Continued on page 2)*



George at Christmas.

## To Samson: Happy Valentine's Day!

Photo: Laura Damante



Samson with his portrait, painted by Laura's aunt.

By Laura Damante


How do I love thee, Samson? Let me count the ways!!!

I can't believe we adopted you a year ago this month. How time flies! Now, I admit I am insanely jealous of how perfect your Hotot eyeliner is, and how you can wake up looking so beautiful every day. I have to say that you are amazing in every way.

1. I love the way that, as soon as you're let out of your pen every morning, you jump straight onto the bed with me and nuzzle my face.
2. I love that you insist on licking my face when I pick you up for cuddles.

*(Continued on page 7)*

Photo: Ruby Gu



Ruby Gu's Toffee binkyng on a bed.

## I Binky, Therefore I Am


By Jane O'Wyatt

A litter of lightly furred bunnies so young that their eyes are still closed is a wriggling mass punctuated by individual levitations. When these bunnies are not


*(Continued on page 10)*



**Dana Krempels Offers Suggestions On Preventing Sore Hocks**  
Page 11



**Amy Odum Is Manhattan ACC Volunteer Of the Month**  
Page 13



**These Wonderful Bunnies Are Looking For Loving Homes**  
Page 15

## Little George

*(Continued from page 1)*

Hope Partners program. New Hope sought to get George a “get-out-of-jail” card by finding a rescue group that would pull this scrawny little guy and get him the medical attention he needed. Rabbit Rescue & Rehab agreed to pull him from the shelter. He spent a short stint in foster care until his transportation could be arranged to Catnip & Carrots Veterinary Hospital in New Hyde Park. This is where George’s luck took a turn for the better.

George arrived at Catnip & Carrots foul-smelling and covered in fecal material. Undaunted, the staff began the long process of getting George cleaned up by shaving the lower half of his body. He was found to have a severe case of pododermatitis, also known as “sore hocks.” George was placed on cushiony fleece and his diet was modified to exclude greens, in order to stabilize his gut. He was also tentatively diagnosed with arthritis and given the appropriate pain meds. After several weeks of TLC at Catnip & Carrots, George was ready to continue his recuperation in a home environment while he anticipated his upcoming neuter surgery.

George spent the next three weeks at my home, where he got reintroduced to greens, one at a time. He ate like a little piggy to put on some weight; tried to figure out these things called toys; and pretty much ignored his litter box like the unneutered male he was. Dr. Laura George successfully neutered George and gave me some suggestions for improving his litter-box habits upon his discharge back home. You would think George’s story ended happily here, but this was only the beginning of the next chapter for him.

About two weeks after his neuter, I returned to Catnip & Carrots with George, who still experienced a wet little bottom despite his neutered status and improved litter-box skills. We wondered if there might be a medical rather than a

Photo: Mary Harnett



George with his Christmas stocking.

behavioral reason for this. He also, just like one of my other bunnies, was demonstrating all the signs of dental problems. Dr. Jennifer Saver verified my suspicions of tooth spurs. In addition to his first dental appointment, Dr. Saver also took some X-rays to confirm what she had identified on George’s physical exam: George had a large urolith lodged in his penile urethra. The size and position of the stone made it improbable that it would pass naturally, so Dr. Saver undertook the process of consulting with veterinary colleagues all over the world to determine the best plan of action for treating tiny George.

Dr. Vittorio Capello, a world-renowned rabbit and rodent veterinarian in Italy, suggested a procedure known as a urethrotomy. An incision is made in the urethra directly above the stone. The stone is removed and the urethra is sutured to close the incision. Sounds simple, right? There is nothing routine or commonplace about this procedure, and it had never been done before at Catnip & Carrots.

Dr. Saver outlined the options to be considered, and her colleague Dr. George discussed the surgical and anesthetic risks. Weighing the impact of quality-of-life issues on little George’s future, we made the decision to go ahead with the risky procedure recommended. Best-case scenario: little George would live to deal with his tooth-spur challenges another day. Worst-case scenario: the local veterinary community would

*(Continued on page 3)*

Photo: Mary Harnett



George after neuter.

Photo: Laura George, DVM



George’s stone.

Photo: Laura George, DVM



George post-op.

## Samson *(Continued from page 1)*

3. I love that when we're watching TV, you jump onto the couch and watch with us.
4. I love how much satisfaction you get out of your wicker basket/balls, throwing them around your cage and destroying them.
5. I love that when I come home from work, you're either waiting by the door or you soon appear to say hello.
6. I love that when guests stay and sleep on our sofa bed, you insist on jumping onto their chests in the middle of the night to say hi – and scaring the life out of them.
7. I love that we share the same utter disdain for gross vegetables, like kale.
8. I love that you think the laundry pile is a great spot for mountain climbing.
9. I love what a good judge of character you are, running around people's feet when you like them, and running under the couch when you don't.
10. I love that you've become part of our family and cheer us up on our sad days.

Photo: Laura Damante



Samson with a pumpkin.

You are one of a kind, and utterly spoiled in return. You have your own memory-foam mattress under your cage bedding, your own high-placed air-conditioning unit for the unbearable summer heat, and unlimited cuddles.

When Michael and I adopted you, we were made aware that you had megacolon, an issue with your digestive system that could kill you. Undeterred, we brought you home and in the past year you've had three flare-ups, all of which were traumatizing for you, and for us, as we watched you go through that.

The first two instances resulted in emergency visits to the Animal Medical Center for you, both at 5 a.m. in the

morning, with the first one being on Memorial Day! You were treated and eventually got better, thanks to careful monitoring, a specific diet and lots of advice from one of the volunteers from Rabbit Rescue & Rehab. The third time, we knew we wanted to try to help you before putting you through another unsettling visit to the vets. After numerous belly massages, plantains and specific herbs, hand-feeding with Critical Care mix and lots of assisted exercise, you recovered within a day. Never have I been so relieved to wake up and have lots of bunny poops to clean up in the litter box!

I think you must know how much you are loved by us. You must know that 70% of the photos in my iPhone are of you, and how the first word I insisted on learning in my Spanish classes was conejo. You must know how for Christmas I bought the last wicker toy from Petco as I know how much you love the stuff, and how for 17 hours every day you have free rein in our apartment and we trust you not to eat or bite through anything. We love you, Samson!

## Little George

*(Continued from page 2)*

benefit from the knowledge gained during the procedure to help other bunnies, even if George couldn't benefit.

The big day finally came and Lil G, a term of endearment that only a foster mom could bestow, was completely oblivious and chinned his snugglebun during the car ride to Catnip & Carrots while I drove with tears streaming down my face. Pre-emptive pain medication and other drugs were administered to induce anesthesia. A v-gel supraglottic airway device was placed and the surgical procedure began. There were dark crumbly pieces that had been responsible for the halo-like effect around the stone, as seen on his X-ray. That material completely encased the entire stone and adhered to his urethra. As a result, Dr. George had to carefully remove these

pieces without damaging George's urethra, before she could lift out the stone in its entirety. With care and patience, she was able to accomplish this and subsequently sutured the urethral incision. I got the news later that day that George had survived the procedure and was recovering nicely! That evening, Dr. George informed me that the day's surgical intervention hadn't affected little George's appetite: several hours post-op, he was eating "like a champ."

As T.S. Eliot said, "What we call the beginning is often the end. And to make an end is to make a beginning. The end is where we start from." With little George's surgery ended, the rest of his life is just beginning. His stone is most probably calcium oxalate and may recur along with his tooth spurs. He is a resilient little bunny and shouldn't have to face those health challenges alone if

they should recur. Toward that end, I have forged ahead and made George a permanent member of my family. Lil G got himself adopted and will always get the medical care he needs. He may become a mascot fixture at Catnip & Carrots; but, he will always have a home here. He now enjoys excellent litter-box skills (and a dry bottom!) and has figured out those things called toys. When he is not chinning his snugglebun, he is flinging his stacking cups all over the place. From the bottom of our hearts, we thank Dr. Saver for her diligent pursuit of options for George, Dr. George for her skillful surgical expertise and caring, and all the staff at Catnip & Carrots for their love and attention to George while he was in their care. If he could speak, little George would say "thanks" and "got pellets?"

# Bunny Speed Dates and Bonded Pairs

Photos: Janie C'Wyatt



Speed date: Sage and Hardy.



Hugo and Delilah.



Speed date: Albert and Becky.



Otto and Cher.



Speed date: Jasper, top, and Nona.



Bullet and Sammy.

# Carl Finds Love With Moo and the Girls

Photos: Stephanie Luxenberg



Carl lounging near his pen.



With Stephanie's daughters.



▲ With Moo.

▼ With Stephanie.



By Stephanie Luxenberg

We were looking for a big bunny who would feel comfortable with our big 15-year-old kitty, Moo, and our two daughters, 7 and 3.

We were so lucky to find Carl at the Animal Care Centers of NYC in Manhattan. He is a mush ball. He is curious and playful. He isn't shy in our home at all and is happy to follow us around the house, doing his hopping.

Carl has been having fun with the girls as they put dishes of play food out for him and build block towers. He has even figured out how to knock down the towers by nudging them with his nose.

He will hunt you down if you are eating a banana! He loves his pop-up bunny tunnel and runs through it like an obstacle-course champion.

We've been brushing him every day, which he really likes. He flops over on his side, fully stretched out to enjoy the experience.

We have secured the house plants and wrapped the cables up, so he is a free-roaming bunny (more rugs have been ordered.)

Carl has explored most of our apartment already and some of his choice spots are: under the kids' beds where he can climb and explore amid piles of stuffed animals, and in a little doll bed.

We cleared out the bottom shelves of a big IKEA bookcase and now he darts through the bookcase, which is his new shortcut to the kids' playroom. He has a crate plus an X-pen extension for when we are out of the house.

Making him his salads has even helped us eat more salads, too. Carl is such a wonderful addition to our family and we love him so much.

# Sweet Pea – and Now Juno!

By Susan Boehme

It started so simply. My dear friend Maria said to my husband and me, “Oh, by the way, there is a rabbit in the basement.” That was Christmas a year ago in Milwaukee. Gaetano and I were home for the holidays and staying with Maria. Maria and I have a long history – we were born in the same hospital two days apart. More interesting, though, is that she is the oldest of 10 children and I am the youngest of 10. It didn’t actually surprise me that she was taking care of her sister’s rabbit for a few weeks over Christmas while her sister’s house was overflowing with children and pets.

Sweet Pea, aka Smokey, was in his cage in her basement being visited by nieces, nephews and sisters. The moment she told us about him, we shot down to the basement and immediately let Smokey out of his cage to hang out with us.

That became a pattern over the week we were there. If we were at her house, we were with the bunny in the basement (later I did sneak him upstairs when she wasn’t home). He was such a sweet boy – although I didn’t even know if he was a boy or girl – and I fell in love. Gaetano and I referred to him as “Sweet Pea” because we didn’t even know his name at first, and the name stuck.

Near the end of the week visit, Maria let her sister Jeanne know that we were taking good care of the bunny (albeit giving him too many treats) and really loving being with him. Jeanne told Maria that Smokey had ended up with her because a friend bought him (from a breeder) but learned afterwards that her son was allergic. Jeanne had already had several bunnies and took Smokey so that he had a good home, but was really looking for a forever home for him... were we interested? Yes!

I was coming back to Milwaukee in three weeks (for a baby shower – there is always a wedding, baby, life event when you are one of 10 children). So as Gaetano and I headed to New York, we discussed whether it was going to work for us and whether we could have a bunny in our apartment. If we decided yes, I would bring him back with me in mid-January (although I already knew in my heart that he was coming home with me, no matter what). Shortly after his arrival in New York, I wandered into the Union Square Petco on a cold Saturday and was directed to the lower level for bunny supplies, where I saw volunteers setting up cages and letting bunnies out to play. I told one of the rabbit volunteers that I was about to bring a bunny to New York from

Photo: Susan Boehme



Sweet Pea at home.

Wisconsin. She said, “So you want to know everything there is to know about bunnies, right?” Of course that was Marcie Frishberg, and of course I said yes! Marcie was patient and kind and helped me make good choices in buying supplies and getting ready for our Sweet Pea. I realized that I had found the best possible source of information, and all I had to do was just follow her advice and Sweet Pea would be fine.

Sweet Pea, like all good bunnies, runs our household. He keeps me company while my husband works nights. He begs for attention during the day, so my husband lies on the floor and writes

*(Continued on page 7)*

Photo: Susan Boehme



Juno and Sweet Pea in separate pens.

Photo: Sherry Riad



Juno periscoping.

## **Juno!** *(Continued from page 6)*

with one hand while “scritchng” SP with the other. We overcame some litter-box training issues (he had lived in a cage so he wasn’t perfect in finding the litter box) with guidance from Marcie and Jane O’Wyatt (and the loan of some fleece when he got urine scald). Sweet Pea, along with Marcie, Jane and the other rabbit volunteers, have taught me how to keep our bunny (who we are pretty sure is quite deaf – that is another story!) safe and healthy. I began to hang out at Petco on Saturdays and help out and soon was volunteering. My usual shift is Friday nights with Cathe Rekis at Union Square, and I am often there on Saturdays, too. I also discovered I had a pretty strong allergy to Timothy hay. I use orchard grass at home and stay away from the litter boxes at Petco, and that keeps the allergies under control.

Eventually, as we saw Sweet Pea settle in and seem to get a bit bored, we began to think about bonding him with another bunny. Our first attempt in August was a big learning curve (that is a nice way of saying we screwed up). We thought we were ready, and we thought we had the right bunny – but within 24 hours we realized SP was likely ready but we very much were not. We took a lot more time, waited until the holidays when my schedule eased up a bit, and after a few tries, and with Sweet Pea getting more comfortable at Petco speed dates, we found Juno (previously known as Chloe). (Sweet Pea was a terrible date with Juno! He was scared and just sat in his litter box!).

I wanted to try Juno for a very silly reason. She is a helicopter bunny. I am completely in love with helicopter Ryan (currently residing at the Union Square Petco). So when I saw Juno’s picture, I was determined to try this Ryan look-alike. Sherry Riad (Juno’s foster parent) brought Juno to Petco for Sweet Pea’s third round of dates (luckily he was a bit more relaxed and actually left his litter box for a minute). Juno was one of three bunnies we tried and she was as good

Photo: Sherry Riad



Juno is a helicopter lop.

with him as we had seen, so on Jan. 11, Sherry brought her to our house.

A match was made! Juno and Sweet Pea are probably about the same age – 4 years, although Juno seems a bit younger.

We followed the volunteers’ suggestions – no dates during the first week at home – and let the two get to know each other and begin to bond through their pens (three inches apart; wine bottles are perfect for separating the pens). We would have waited even longer with no dates if they didn’t seem ready, but they were often lying next to each other in their respective pens, eating hay.

We did the first date (45 seconds) and have slowly been adding more time or not depending on how the date is going. They are doing swell (again, according to Marcie, as she has supervised a date for me when I got worried about progress). Juno seems to have learned that SP doesn’t always hear her when she comes bounding up to him. She is now more measured in her approach. She has binkied on a date and she has flopped on a date. SP shows his level of relaxation through eating and grooming – something he never did during his Petco speed dates.

I am generally not a patient person, so this slow pace is hard for me. But a year of living with buns has taught me to listen carefully to what the experts are

telling me. I am taking the bonding nice and slow and trying to watch the rabbits for their cues. I worried so much about having to cage SP during this process (he was essentially free range), but he wants to be in his cage next to her and he has adapted to the new pattern quickly. I am impatient for the bonding to be complete, but I know that while they hang out next to each other they are also bonding – getting used to living next to one another, learning about one another, and communicating in ways I can’t understand.

A first-time bonding is scary, for so many reasons. I wanted to adopt Juno and luckily SP did, too, but she was a complete unknown to us at first – and humans don’t get to choose their bunny’s mate. I worried about whether we all would learn to love her enough. She is slowly showing us her personality (she is a mush pot and a mat chewer and a food hoover, and jokester and cuddle-bunny) and we are going through our own bonding with her. Marcie reminds me that Juno is in a new home, she is still being bonded, and she is getting to know us, so I shouldn’t worry...so I try not to. Juno is helping us make room in our hearts for her through her sweetness and her affection toward Sweet Pea.

It is almost impossible to believe that just a year ago I met my first house rabbit. I can’t imagine my life without the buns, and I have learned so much from them. Bunnies are great therapy and companions and provide so much joy and real laughter. I love to hear the deep belly laughs from Gaetano from another room as one or the other bunny has done something goofy. I am so appreciative of the NYC Rabbit Rescue & Rehab volunteers for their help, for their love of all things bunny, and for the wonderful friends and acquaintances I have made. We are all lucky to have bunnies in our lives.

# Brooklyn Rabbit's Debut Artwork Is Serious Commentary on Humans

Photos: Aaron D. Maslow



This piece of fabric was originally part of a shoulder strap on a laptop bag belonging to Aaron Maslow, Naomi's foster grandfather.



Naomi and Greg.

By Aaron D. Maslow

The Maslow Family is proud to unveil the first in what hopefully will be many insightful artworks in fabric by Naomi the Rabbit.

A solid black Lionhead lagomorph, Naomi the Rabbit first came to reside with the Maslow family in Brooklyn in June 2013.

She was adopted through the auspices of Rabbit Rescue & Rehab. A year earlier, in 2012, the Maslow family had adopted another rabbit, Greg, a harlequin.

Rachel Maslow, who was then in college, became the rabbits' human mom. (Rachel is now a "pawdiatry" school student and volunteers with the Petco rabbits.)

In the fall of 2013, through the assistance of Marcie Frishberg, a noted rabbit educator, Naomi was bonded with her husbun Greg.

Early on, Naomi displayed traces of creativity when she tore apart newspapers in her litter box, creating various minor artistic compositions.

It was in August 2015, however, that Naomi's true artistic talent came to fruition with the masterpiece pictured at the top of this page. There was a piece of fabric that was part of a shoulder strap on a laptop bag belonging to Aaron Maslow, Naomi's foster grandfather.

Naomi the Rabbit, however, had in mind a better use for the strap.

Unbeknownst to Mr. Maslow, who had left the laptop carrying case on the floor when going on vacation with his wife, Lori (Naomi's foster grandmother), Naomi embarked on a two-week project to gnaw at it with her teeth in an effort to create a masterful piece of artwork.

Upon return from vacation, the Maslows noticed that the strap on the laptop bag no longer looked the same.

The question arose as to the identity of the culprit, er, um, the artist, but the two resident rabbits Naomi and Greg were silent on the subject.

Clearly Naomi was being modest, as she raced out of the room when Mr. Maslow picked up the laptop bag.

Carefully removing the strap from the laptop bag and trimming it to extract the artwork, Mr. Maslow used a magnifying glass to identify the artist.

Seeing black hairs amidst the artwork, Mr. Maslow identified this as the handiwork of Naomi.

When the artwork was laid out horizontally, based on its appearance it then became clear what Naomi had produced.

It was quite evident that this thought-provoking and profound artwork was actually a serious commentary on the tragic state of events the U.S. is facing presently.

This fabric sculpture was entitled "America Torn by Inadequate Gun Laws" by the Maslows.

The Maslows are waiting patiently to see if this was a single burst of artistic endeavor on Naomi's part or the beginning of what will be a long artistic career of hers dabbling in fabric.

There are some animals whom Americans have promoted as artists. See, for example, the website

<http://www.houstonzoo.org/meet-the-animals/animal-art>,

which promotes paintings by the Houston Zoo's animals and makes the art available for purchase.

Unlike the Houston Zoo animals' paintings, however, Naomi the Rabbit's masterpiece, "America Torn by Inadequate Gun Laws," isn't for sale. Due to the seriousness of the subject matter, it is available for viewing at the Maslows' home only upon request.

Please appreciate the time and effort spent by Naomi the Rabbit in creating her insightful fabric artwork.

Naomi does enjoy a diet of organically grown leafy greens. Please feel free to contribute to her healthy way of life so that she will be motivated to create more pieces of artwork – perhaps she will turn her attention to commenting in her own way on the lighter aspects of present-day life. Donations of organic leafy greens are always appreciated by Naomi and Greg.



---

# HE'S NOT AN EASTER TOY.

## HE'S A REAL, LIVE, 10-YEAR COMMITMENT.

It's that time of year again. Pet store windows are filled with adorable baby bunnies. Your kids are begging you to buy one. It's so hard to resist. After all, you think, wouldn't this be the perfect, low-maintenance "starter pet" for a young child?

Think again! Every year, many thousands of rabbits are abandoned to shelters or released outdoors (a sure death sentence for a domestic rabbit), often because of misunderstandings on the part of the parents who bought them for their kids.

Rabbits are prey animals by nature. They are physically delicate and fragile, and require specialized veterinary care. Children are naturally energetic, exuberant, and loving. But "loving" to a small child usually means holding, cuddling, carrying an animal around in whatever grip their small hands can manage — precisely the kinds of things that make most rabbits feel insecure and frightened. Rabbits handled in this way will often start to scratch or bite, simply out of fear. Many rabbits are accidentally dropped by small children, resulting in broken legs and backs. Those rabbits who survive the first few months quickly reach maturity and are no longer tiny and "cute." Kids often lose interest, and the rabbit, who has no voice to remind you he's hungry or thirsty or needs his cage cleaned, is gradually neglected.

Parents, please help! If you're thinking about adding a rabbit to your family, think about this: pet rabbits have a life span of 7-10 years. Don't buy on impulse. Wait until after the holiday. Make an informed decision by learning about rabbit care first. Consider adopting a rabbit from your local shelter or rescue group. For the rabbit's health and well-being (as well as for your child's) make sure an adult will be the primary caretaker and will always supervise any children in the household who are interacting with the rabbit. Domestic rabbits are inquisitive, intelligent, and very social by nature. A rabbit is a delightful companion animal as long as you remember: he's not a child's toy. He's a real, live, 10-year commitment!

---

**FOR MORE INFORMATION ON RABBIT CARE AND ADOPTIONS  
IN YOUR AREA, CONTACT YOUR LOCAL HUMANE SOCIETY OR  
VISIT THE HOUSE RABBIT SOCIETY AT [WWW.RABBIT.ORG](http://WWW.RABBIT.ORG)**

©Mary E. Cotter, 2002



## Binky *(Continued from page 1)*

feeding or sleeping, they appear to be in perpetual motion. Called “popcorning,” this activity is the precursor to every kind of purposeful rabbit locomotion.

Bunnies mature fast, outgrowing the furry comfort and confines of their mother’s nest. Within weeks, they develop extraordinary agility and strength, but to express these capacities fully, they need soft, yielding, non-slip flooring that provides traction and cushioning for everything from getting up from a nap or a flop to standing on two or four feet to hopping, jumping and landing, sprinting and binkying. Proper surfaces underfoot enable and embolden rabbits to engage and take great pleasure in their species-specific dance and fitness moves.

A pet rabbit makes the best of her living situation, though. She can learn to hop and even run on glossy hardwood or polished concrete. Yet if she is given the choice of a slippery floor or a cotton rug on which to get from point A to point B, she will usually choose the rug. A traverser of terra cotta tile will do so by leaping stylishly from one scatter rug to another. A bathroom-dweller will binky on a bathmat.

Discussing the causes of sore hocks in house rabbits (“Preventing Sore Hocks,” Page 11), Dana Krempels cites examples of improper flooring and describes

how flooring that does not “mimic the natural texture of the earth as much as possible” adversely affects rabbits. Traction, Krempels states, is the key to “healthy locomotion.”

As a longtime bunny sitter, I have discovered that a disconcerting number of people who profess to love their rabbits make inadequate provision for traction. In response to my suggestions, they claim that their bunnies have never had a problem with marble floors (although they never binky), that they have thrived in rugless kitchens, that they are couch potatoes who would rather be petted than hop around, etc.

I used to get zealous and managerial about the plight of depressed, inactive and/or overweight bunnies whose guardians couldn’t imagine healthy locomotion on fur-bottomed feet. Now I am more tactful, not because the people I lectured switched bunny sitters (they did), but because some not-so-good guardians have become more open to ameliorative changes in their rabbits’ habitats. I still don’t know why proper flooring is such a tough sell, but I am heartened by even incremental progress. Obviously, my favorite bunny-sitting clients are those who know firsthand that the flooring whose composition and texture makes binkying possible is also essential for elderly, arthritic and/or blind rabbits whose binkying days are over.

Photo: Ruby Gu



Toffee in mid-binky.

Photo: Jane O'Wyatt



Arnie has just landed on his exercise mattress.

Photo: Jane O'Wyatt



Blind Honey navigates with the help of floor coverings of various textures.

### Want to see a binky virtuoso?

Here are some links to fabulous Billy Bunny videos:

#### “A Happy Bunny”

<https://www.youtube.com/watch?v=pmft43qUPaM>

#### “Bunny Ballet”

<https://www.youtube.com/watch?v=ciQxccQNTRo>

### For more information on flooring

See the following Thump article from fall 2009, pages 10-11:

<http://rabbitcare.org/NYC%20Metro%20Rabbit%20News%20Fall%202009.pdf>

## Preventing Sore Hocks

By Dana Krempels

Sore hocks, a condition in which the sole of a rabbit's foot becomes raw and inflamed, can be caused by a number of different problems, including:

- **Improper flooring** – Rabbits need soft, preferably malleable flooring that will mimic the natural texture of the earth as much as possible. Wire flooring that doesn't have sufficient support underneath is not appropriate, as it can cause the foot to bow unnaturally. (Wire flooring with proper support is all right as long as you have a clean litter box and soft bedding on top of it.) Wood, tile, or linoleum flooring can also be problematic, as it doesn't allow the foot to bend the way it does when it's pushing off against earth or grass. Cages with slick plastic bottoms are especially bad for a bunny's feet and joints. Lack of traction can cause painful problems in the pelvic and pectoral joints, leading to arthritis, and even splay leg. An indoor rabbit needs soft cotton mats with rubber backing to provide enough traction for healthy locomotion.
- **Long nails** – If a rabbit's nails are too long, this can throw too much weight onto the heel. Clip your rabbit's nails regularly.
- **Obesity** – A rabbit with too much weight on her body will often not be able to stand correctly, and may put unnatural pressure on points of her feet that are not meant to support much weight. This can cause sores. It is important for rabbits to get ample exercise to avoid becoming overweight.
- **Arthritis or other skeletal problems** – Pain from arthritis in the pelvis or spine – or skeletal pain for any other reason – can cause a rabbit to posture in an unnatural way, resulting in pressure on delicate points of the feet.
- **Insufficient fur padding on the feet** – Any cause of fur loss on the soles of the

Photos: Jane O'Wyatt



Sogna.

feet (e.g., mange, friction from improper flooring, contact allergies, etc.) will deprive the rabbit of the natural padding she needs to protect her feet. Rabbits have little or no fat padding on the bottoms of their feet; they rely almost exclusively on a thick pad of fur to protect them from impact and friction. (NOTE: Some rabbit breeds, particularly Rex rabbits, have very fine fur that doesn't hold up well to friction. These breeds seem particularly prone to sore hock problems.)

- **Lack of exercise** – Mary Cotter offers this additional key point: Many rabbit caretakers do not realize how big a role



Fur loss in the hocks of a Rex rabbit.

*(Continued on page 12)*

## Sore Hocks

(Continued from page 11)

adequate exercise can play in maintaining healthy hocks. A rabbit who sits in one spot all day – even in a cage with a solid floor – puts constant pressure on the same area of the foot. Over time, this can compromise the integrity of the skin, especially on bony areas of the sole and on the point of the heel. One of the best ways to help your bunny keep his hocks in top condition is to provide him with the opportunity to exercise outside his cage on a regular basis—preferably for several hours daily.

The problem can be painful, and if not treated properly, can progress to very serious conditions such as bone infections. A rabbit with sore hocks should be examined and treated by a good rabbit vet, especially if there are open sores that might need antibiotics or other medical intervention.

The following diagrams show how you can safely wrap your rabbit's feet in special "booties" that will protect the bare areas of her feet to prevent sore hocks, if she is showing signs of fur loss on her soles.

**Caveat:** As with any rabbit health-care information you may find on the Web or from other sources, the information here should be used only under the supervision of your rabbit-savvy vet. You must have the guidance of a vet who can check on the rabbit's progress and change the wrapping and medication as necessary. If you take matters into your own hands without consulting your vet, you may do more harm than good. Furthermore, if there are open sores, don't wrap the feet as shown below until you have had the sores examined by your vet. Open sores may need to be treated, and the feet re-wrapped, daily. Wrapping an open sore without treating it appropriately can result in serious infection.

**Step One.** Obtain a generous wad of "spare" rabbit fur from a healthy rabbit who has been shedding. (A fine-toothed flea comb can be useful for allowing you to gently harvest the extra fur.) Roll it between your palms until it forms a soft, spongy, but firm mat of "felt" that's about 2" x 2" x 1" (deep). Other types of padding are NOT recommended, as they tend to compress into hard mats that may do more harm than good. Please DO NOT TRY THIS until you are able to get some shed rabbit fur! Cotton, gauze, or any other padding just do NOT work as well as The Real Thing.

**Step Two.** Cut a strip of VetWrap self-adhesive bandage, about nine inches long and two inches wide. Take this strip and cut it into an "H" shape, as shown in the diagram. Leave about one inch UNCUT in between the "H" cuts, as shown. This uncut portion will cover the rabbit's heel.

**Step Three.** While one person firmly holds the rabbit belly up, the other should press the felt pad against the sole of the foot, gently folding as much of the rabbit's own foot fur over the bare spot as possible. Holding the fur in place, position the VetWrap as shown.

**Step Four.** Being careful not to wrap too tightly (you should be able to insert a tongue depressor between the bandage and the leg, and not have it stick), wind the VetWrap above and below the hock (ankle), as shown. You may have to try this a few times, as the felt pad can be slippery, and the VetWrap hard to handle.

**Step Five.** The "almost finished" bootie should look like this.

**Step Six.** When the rabbit bends her ankle, the VetWrap on the top of her ankle can bunch together and cause painful pinching. To prevent this, you must carefully excise a small "window" (either diamond or circle-shaped) out of the wrap on top of her ankle. Use blunt-

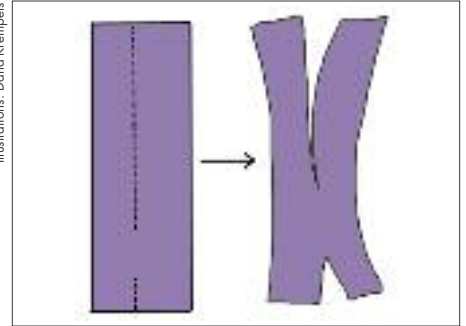
(Continued on page 13)

Photo: Jane O'Wyatt

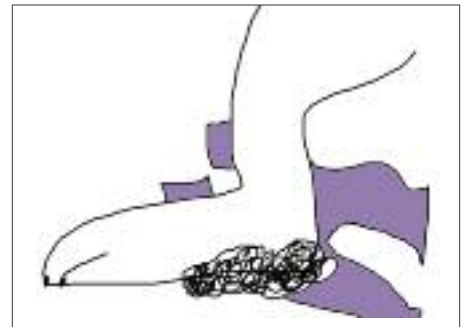


**Step One.** Spare rabbit fur (felt).

Illustrations: Dana Kempels



**Step Two.** Cut VetWrap bandage.



**Step Three.** Press felt pad against the sole of the foot and position VetWrap.



**Step Four.** Wind the VetWrap above and below the hock.



**Step Five.** "Almost finished bootie."

## Amy Odum: Manhattan Volunteer of the Month

The Manhattan Animal Care Center honored rabbit volunteer Amy Odum as volunteer of the month, for February.

The newsletter said, “We should really be referring to Amy as Dr. Amy, in that she demonstrates all the academic credentials necessary for a Ph.D. in all things rabbit. Whether it be rabbit health, adoption counseling, enrichment, fostering, speed dating – you name it, she can do it.”

The article continues, “The set of skills and broad sphere of knowledge Amy brings to the table inspire us at ACC every day. Amy has been volunteering at the Manhattan Care Center for 10 years and in that time has found homes for a countless number of rabbits. And while her commute to the care center may not be a quick “hop around the corner,”

*(Continued on page 14)*

Photo: Jane O'Wyatt



Amy acts as mediator during a speed date at ACC.

## HEALTH ISSUES

### Sore Hocks

*(Continued from page 12)*

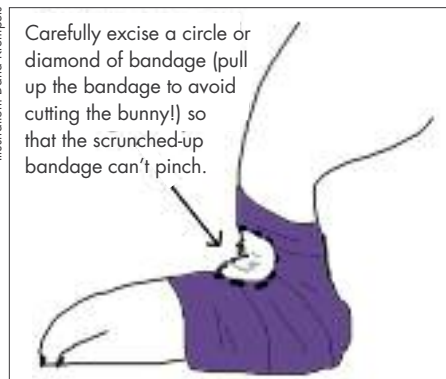
tipped scissors, and be extremely careful to cut away the bandage one layer at a time so you don't accidentally cut the rabbit!

**Step Seven.** Be sure to check the foot carefully several times over the next few hours to make sure there's no swelling or redness. If there is, you've wrapped it too tightly! Unwrap it immediately, let the foot “rest” for a while, and then try again.

Conversely, if wrapped too loosely, the bandage could spin around or slide up the leg and bunch up against the ankle or knee. Practice and careful observation of what works will lead to a “bootie” with the proper tension.

This style of wrapping rabbit feet with bare spots (NOT open sores) should keep the rabbit comfortable for a good

Illustration: Dana Krempels



**Step Six.** Excise a small window in the VetWrap.

while, but we generally re-wrap and re-pad every week or so. If the pad or bandage becomes wet or soiled, change it immediately, as you don't want an already compromised foot soaking in water (or worse!).

Eventually, you should see a return of normal fur growth. While your vet is treating the problem that caused the

Photo: Dana Krempels



**Step Seven.** Check the foot for swelling or redness.

sore hocks in the first place, there's no need to leave those cute feet unprotected. GOOD LUCK!

*Copyright – Dana Krempels, Ph.D.  
Senior Lecturer;  
Director of Undergraduate Studies  
Department of Biology,  
University of Miami*

**Volunteer of the Month**

*(Continued from page 13)*

Amy is sure to spend her entire day on Sundays with our rabbits.

Her dedication and commitment showcase the limitless efforts that animal welfare is all about. Amy, thank you for being such an effective resource for our rabbits and the community we serve.

**Speed-Dating Article:** Rabbit speed dating at the Animal Care Centers of NYC shelter was the subject of an article that appeared in the New York Times in early February. Titled “When Moo Met Tonya (and Edie and Pika and ...),” reporter Andy Newman watched Amy Odum as she supervised speed dates between a boy bunny, Moo, and several girl bunnies who were potential partners.

You can read the article at

<http://www.nytimes.com/2016/02/07/nyregion/speed-dating-for-rabbits.html>

Tonya, one of the girl bunnies not chosen by Moo, was adopted the following weekend by a Pennsylvania couple who had read the New York Times article.

**Comic Strip:** MUTTS comic-strip creator Patrick McDonnell featured ACC bunnies in a recent comic strip titled “Shelter Stories NYACC.” In the comic strip, Bes the rabbit says she is visiting the shelter to find a compatible pal. She meets another bunny and remarks, “So, do you come here often?” The comic strip was inspired by a real-life speed date that Mr. McDonnell observed at ACC. A Feb. 3 “Shelter Me”

Facebook posting by ACC about the comic strip (titled “Will You Accept This Carrot?”) said, “Finding love is not just a quest reserved for humans. And like humans, animals have their own way of meeting their perfect match. For rabbits in New York City one of the best places to find eligible mates is at Animal Care Centers of NYC. Every Sunday (by appointment) ACC rabbit love wrangler and volunteer Amy conducts speed-dating sessions where owners will introduce their bunny to some shelter bunnies. These speed-dating sessions allow bunnies owned by a pet parent to test the waters with adoptable bunnies. During these introductions, Amy keeps a close eye on bunny body language to determine which hare pairs are best suited for each other.”

**Forever Homes Found!**

Rabbits adopted since the last newsletter include: Clancy, Phoenix, Simona, Charlie, Paco, Jess, Wyatt, Unix, Felix, Sally, Fantasia, Carl, Roberto, Leo, Carlyle, Brad, Dutchie, Jack, Thelma and Louise, Amos, Roxy, Cupcake, Cottonwood and Spruce, Chloe, Feivel, Rabbie, Peter, Angel Hare, Ronnie, Squirrel, Ronnie, Bambi, Asuno, Stephy, Martina, Whittney, Hughes, Floppy Gomez, Emmie, Quinn and Sue, Apple, Edie and Larry, Storm, Auburn, Bronx, Butters, Naruto, Bead, Hopscotch, Bunnito, Marshmallow, Nino, Midnight, Scarlett, Athena, Myles, Hedda, Tonya, Kenny, Cinnabon, Chloe, Cookie, Pippin and Fabio.



Unix.



Athena.



Feivel.



Hopscotch.



Emmie.

## We Are Looking for Loving Homes

Written and compiled by Kirsten Ott

### Diane

Diane is a wonderful young Lionhead mix. This girl is incredibly sweet and sociable. She waits for you at her cage door, sticking her nose between the bars. When you pet her, she practically thrusts her head toward your hand for maximum impact. Diane loves all kinds of smushy petting and massages – there’s no such thing as too much love where she’s concerned. Her coat is off-white with pale brownish-gray markings, including a “mustache,” and she has cute Lionhead tufts around her head and cheeks.



Diane.

### Marie

Marie is a medium-sized black bunny with a very long white stripe down her nose – which makes her look cutely like a skunk! She also has a matching white stripe on one of her front legs. This elegant girl would probably do best in a quiet home.



Marie.

### Tweety

Tweety is a medium-to-large New Zealand White female. She was surrendered along with eight of her female family members who were all living in the Bronx. This girl is very beautiful, with gorgeous pink ears. Tweety will move furniture around to create the best possible hiding places for herself! Tweety needs a bunny-savvy home where she can learn to trust people.



Tweety.

### Nancy

Nancy is a small, young Hotot and a perfect darling. This little munchkin is very well socialized and adores affection – especially having her head stroked and forehead kissed. Every fiber of her being seems to be saying, “Take me home!” Nancy has perfectly symmetrical Hotot looks, with pretty almond-shaped eyes, black “eye makeup,” and slightly mottled ears. She’s still quite young, so she may yet grow a bit – but will likely remain small.



Nancy.



Daisy Duck.

### Daisy Duck

Daisy Duck is a young, medium-sized female bunny. She was surrendered along with eight of her female family members who were all living in the Bronx. This girl has a white coat with brown markings, including eye rings that frame giant dark eyes with dark lashes. She also has a cute warm brown patch on the nape of her neck. Daisy Duck’s ears are big for her head, suggesting she may not be fully grown. She’d do best in a bunny-savvy home.

### Lila

Lila is a medium-to-large young New Zealand White. She was surrendered along with eight of her female family members who were all living in the Bronx. This girl is very beautiful, with lovely pink ears and pink eyes. She loves to be petted in a safe place of her choosing – a snug corner or her litter box. Lila may not be fully grown, but she’s unlikely to become very large. She would do best in a quiet home.



Lila.

*(Continued on page 16)*

## Looking for Loving Homes

*(Continued from page 15)*

### Baby

Baby is a medium-to-large female Silver Marten. She is a fully grown adult, her name notwithstanding. Baby is very active, alert and curious. She seems very smart and intent on getting her way. She has classic Silver Marten looks, though she's on the large side for that breed, so she may be a mix. She sports a sleek black coat and has a cute little dewlap!

### Luna

Luna is a small to medium-sized New Zealand White/dwarf mix. This girl is a like a miniature angel. She's very delicate looking, with small eyes and ears, and she's very sweet. Luna isn't shy at all, and loves affection. Her nose wiggles contentedly as you pet her. She's kind of a clinger, too – she obviously hates it when you leave her side. Luna would probably make a good partner, and would also be a good choice for a first-time bunny owner.

### Mariner

Mariner is a medium-sized Dutch female and a total love sponge. This girl absolutely adores affection. She closes her eyes and becomes very still when you start to stroke her head, quickly going into a bunny trance. Her calmness will relax you, too, and it seems hours could go by in this blissed-out state. If you stop petting her, she'll practically crawl on you asking for more. Mariner has classic Dutch looks, with an impressive white triangle on her nose and a generous bib. She would make a good choice for a first-time bunny owner.

### Twilight

Twilight is a small white male bunny, probably a dwarf mix. This guy looks like a white chipmunk! He's very cute, with chubby cheeks, small ears, and delicate red eyes. His right eye has a tendency to squint shut, but that issue hasn't been thoroughly diagnosed at this point and may not be a problem at all.



Baby.



Luna.



Mariner.

Twilight is very shy and quite defensive. He needs a fair amount of socialization, and should only be adopted by bunny-savvy people.

### Tuscaloosa

Tuscaloosa is a medium-sized male Lionhead who's just as sweet as they come. This guy will saunter right up to you and smush right down for petting. He has an easygoing disposition, but has very healthy energy, too, and will get excited if he senses an opportunity for "out time." Tuscaloosa has a white coat with black markings, including nice black eye patches and a generous mustache. He has modest Lionhead whiskers around his ears and neck.



Twilight.



Tuscaloosa.



Ivory Lilly.

### Ivory Lilly

Ivory Lilly is a very large brown and white lop. This lady is quite magnificent in both stature and bearing. She is unfazed by people and has a quiet dignity that commands respect. Ivory Lilly loves to be petted, and seems very accustomed to receiving attention. She has a beautiful coat with markings in various shades of brown, from orange-y to dark, and she has a cute half-mustache. She would probably make a good choice for a first-time bunny owner.

*(Continued on page 17)*



## ADOPT US!

### Looking for Loving Homes

*(Continued from page 16)*

#### **Samosa**

Samosa is a medium-sized brownish-black female. This girl is a little wary and defensive – she'll hang back and assess you, approach you for a sniff, then retreat. Samosa is has a deep brownish-black coat except for a tiny white dot on the tip of her nose – you might think of it as her "signature." Her ears are very active and expressive, always rotating in different directions to monitor everything in her surroundings.



Samosa.

#### **Squirrely**

Squirrely is a medium-sized dark agouti female. This girl has a fun personality – she's very bright and curious, and keeps herself very busy exploring her environment. She has a long, lean, athletic body and big back feet – you might say she's built for speed and play. Her ears are very active, moving all over the place as she checks out her space. Squirrely has a big white cottontail and her left front foot looks as though it was put in white paint. When she's not busy playing and exploring, she does enjoy being petted.



Squirrely.

#### **Willow**

Willow is a large, stunning Lionhead female. This girl has a coat of cream, light brown, and gray with dramatic long whiskers, especially those that emanate from her cheeks. She has large, deep red, close-set eyes with dark lashes – they look like gemstones. Willow will let you pet her in a safe corner of her habitat or pen, and she enjoys it.



Willow.

#### **Snickers**

Snickers is a medium-sized black and white male bunny. This guy is on the young side, and his energy level is through the roof – you'll find him climbing the walls of his cage, desperate to come out and play. Snickers is very outgoing, curious and fearless. He likes to be petted and kissed, but you can tell he has trouble holding still for any length of

time. He is a very energetic bun who loves lots of exercise.

#### **Stuart**

Stuart is a medium-sized Himalayan mix with a sweet, easygoing personality. This dear soul is a real snuggler – he adores petting and kisses. He loves his playtime, too, and is very active during his "out time." Stuart has some Himmy blood – it's evident in the very light-gray mottled pattern on his ears, a faint gray smudge on his nose and feet, and pretty pink eyes. Stuart's affable personality would probably make him a good partner for another rabbit. He has been neutered and is currently in residence at the



Snickers.



Stuart.



Adrian.

Petco store on Lexington Avenue and 86th Street.

#### **Adrian**

Adrian is a small- to medium-sized Hotot bunny. This striking little guy has a white coat with black markings, including a mottled black and white pattern on his ears and almond-shaped

*(Continued on page 18)*

## ADOPT US!

### Looking for Loving Homes

*(Continued from page 17)*

black eye makeup. He also has a distinctive black mark above his right eye. Adrian is curious about people, in a sweet way. He'll let you pet him, and if and when he decides he likes you he'll become yours forever.

#### Stretch

Stretch is a medium-sized male bunny who needs both exercise and socialization. This guy is very curious about humans. He is very alert and active, and always eager for "out time." He has a beautiful white coat with markings in various shades of brown, including a dark brown half-mustache.

#### Pixie

Pixie is a small, very pretty female Dutch mix. This girl is very sweet and loves to be petted; she seems to really like it when you cup her head in your hand. True to her name, Pixie is also very playful and fun to watch. She has cute, slightly irregular Dutch looks, with only a small triangle on her nose and a misshapen bib – the black fur bleeds into the bib over her right shoulder.



Stretch.



Pixie



Thea Harting giving Sweet Pea a mani pedi.



Nino with Robert Kulka.



Jimmy with his battery-operated fan at the 72nd Street Petland.

## Letters From Adopters

### Doctor D.

*Doctor D., previously known as Serendipity, was adopted by Alex and Chris, who sent us this update in early January.*

In November we became the lucky foster parents of Serendipity (later to be known as Doctor D.). We knew that we wanted to eventually adopt a bunnster for our own home, but could never have dreamed of meeting the perfect match so quickly.

We picked Dr. D. up one evening and he was a little shy at first, very unsure whether he had free run in his new

Photo: Alex van Slyck



Dr. D. asleep in his tunnel.

home. Slowly the little guy became more and more comfortable in our home, and we began to realize that we all got along flawlessly and that our home was completed with him in it.

Dr. D. likes to follow us at home, give us nudges when he wants extra cuddle time, and lounge on the carpet when we watch TV. He is wonderfully easygoing and immediately turns into mush upon petting him.

We are so happy that he has come to live with us in his new forever home.

Alex & Chris

### Jack-Jack

*Jack-Jack was adopted in early January by Lauren and Jason, who sent us this great letter a few weeks later.*

The New Year is a time for change and new beginnings, and so it was only appropriate that we should have our very own new beginning when Jack-Jack came home with us on New Year's Day.

Truly, we couldn't think of a better way to start off 2016 than with making this handsome boy our own.

Jack-Jack is a bundle of spunk and affection wrapped up nicely from the tops of his ears down to his half-tail. This little guy loves to run real fast and binky very high!

Photo: Lauren Santaniello



Jack-Jack.

He enjoys standing really tall to get a good look around, or just to beg for a treat. He loves to steal a piece of your apple when you're not looking, and even if you are, he has no problem sharing.

Jack-Jack loves to groom his humans, and he spends quite a bit of time licking

us from the tips of our fingers up to our elbows.

He has settled in nicely here over the past month, and it is clear he feels right at home in our laps, pressed against our sides, or stretched out across the carpet. He really has filled our lives with so much love and happiness, and he helped ease the pain of loss and emptiness we felt after losing our last rabbit, Alistair, back in April 2015.

For all these reasons and more, Jack is a very special rabbit and we are so thankful to have him. He has made our home complete again and we couldn't be happier.

Thank you for bringing us together,

Lauren and Jason

### Simona

*Roberta adopted Simona as a partner for Lopyy Doo in December. She sent this update, with a thank-you to volunteer Amy Odum.*

Amy, thank you very much for all your help yesterday.

Simona is adorable, affectionate and inquisitive. But I suspect that it may take more time than I had hoped for her to bond with Lopyy Doo, my big boy.

Today, in their first at-home get-together, Simona tried to mount Lopyy from

Photo: Roberta Young



Lopyy Doo and Simona.

several different angles. Yesterday, Lopyy seemed more or less OK with that but

today he ran from Simona – sometimes with her still hanging on and dragging along. SIGH!

Happily, there was no fighting, charging or nipping. And, of course, I did my best to stop inappropriate behavior and I gave them both a pet. But overall, it didn't seem like a great first at-home encounter. Not to worry though. I'm very patient.

Roberta Young

*(Continued on page 20)*

Photo: Megan Hilands



Nala and Simba.

### Simba and Nala

*Simba and Nala, formerly known as Cottonwood and Spruce, were adopted in early January by Megan, who sent us this update.*

I renamed Cottonwood and Spruce Simba and Nala (from “The Lion King”) because they are two adorable and energetic Lionhead mixes.

The two are also sisters, and having a sister myself I certainly think they act like it! One moment they’re cuddling and grooming each other, and the next, they’re tearing around the apartment at breakneck speed chasing each other.

Simba (the darker-colored bun) has so far been the more outgoing of the two; she’ll run up to greet me and continues to run around after Nala takes a break. Simba also is more cuddly with me; Nala only seems to enjoy pets when Simba is close by. The pair loves to eat hay and veggies, but so far their all-time favorite treat is kale.

Although I’ve only had the two girls with me about a week, they are truly a delight and I’m so glad their forever home is with me. I look forward to seeing them continue to adjust to their new environment.

Megan Hilands

### Mr. Timmy

*Anna adopted Mr. Timmy in October. She sent us this letter in January, thanking the volunteers who had cared for this wonderful boy.*

Mr. Timmy arrived at his new home just in time for Halloween after nearly two-and-a-half years in foster care!

Mr. Timmy was dropped at a shelter in the winter of 2013. At the time, he had terrible wounds on all four feet – the fur and soft tissue were nearly gone. Initially, Mr. Timmy was fostered by Amy Odum, who provided him with daily medical treatments to help his feet heal. I was lucky to meet Amy at the Rabbit Care Conference in November. She told me about Mr. Timmy’s condition when she first met him and the grueling course of treatment he endured. I have seen early pictures and it amazes me that he is doing so well today. No one knows what caused the wounds, but it took over two years before Timmy’s fur grew back completely.

After being with Amy, Mr. Timmy lived with Nina Katzenstein and her rabbit, Sophie, among other animals. Mr. Timmy was lucky that Nina is an aspiring veterinarian and works in a veterinary office; the laser treatments donated by

the vet she works with are credited with finally healing Mr. Timmy’s paws.

When I saw Mr. Timmy’s picture on Instagram, I was drawn in by his adorable face and beautiful coloring. I had been thinking about adopting a rabbit and when I saw Mr. Timmy, I immediately contacted Rabbit Rescue & Rehab/NYC Metro Rabbit. The adoption process went smoothly and was a great opportunity for me to learn about how best to care for Mr. Timmy and to get my apartment ready for him.

On Instagram, Mr. Timmy was referred to as “three pounds of pure sass” – a very apt description! When I first brought him home, Mr. Timmy was shy. He preferred to keep to himself, but slowly his love of head rubs overcame his introverted nature. He has great spunk and doesn’t hesitate to show off his attitude – which is often hilarious. He makes full use of the living room (he loves running laps), and has identified all the best spots for napping.

In spite of his injuries (Mr. Timmy’s front feet are normal, but the back ones are misshapen), Mr. Timmy is very active and loves to explore. He can’t walk on smooth surfaces, but he gets

*(Continued on page 21)*

Photo: Anna Van Meier



Mr. Timmy.

## Letters (Continued from page 20)

around well on the carpeted living-room floor. He loves chewing on and climbing around boxes (Christmas morning was a lot of fun) and he is getting good at his own game of fetch where he tosses his toy in the air and runs after it. Mr. Timmy has a sophisticated palate and loves trying new and exotic greens. He especially loves baby arugula and cilantro.

Mr. Timmy has brought me so much joy in the two months we've been together. I totally underestimated how much fun he would be and what a significant positive impact he would have on my life. As many of you know, nothing beats coming home to a happy bunny! I especially enjoy how he melts into the floor when I stroke his cheeks and head – I'm not sure who loves our petting sessions more. I am very grateful to all the kind and generous people who looked after Mr. Timmy while he healed and enabled him to join my family.

Anna Van Meter

Photo: Kristen Reilly



Fred.

### Fred

*Fred, formerly known as Unix, was adopted in early January by the Reilly family. We received this recent update.*

We've had Fred (formerly Unix) for almost a month now and he has become part of our family very quickly.

He is our first bunny and we all just love him (even our two 12-year-old Labs!).

He's very sweet and seems to be happy here.

Kristen Reilly

Photo: Anna Kwon



Nux.

### Nux

*Nux, previously known as Squirrel, was adopted by Anna Kwon as a partner bunny for Sweet Dee. Anna sent this update to volunteers Marcie Frishberg and Erin McElhinney a few days later.*

Hi Marcie and Erin!

Hope this finds you all well! Just wanted to let you know Squirrel, now known as "Nux," is doing very well! He has really impressed us with his eating skills, but we are more than equal to the challenge. We haven't found any of his food dislikes...yet.

I forget how young he is because our past rabbits tended to be a lot more mature. But he is a very sweet boy, and he took instantly to my biggest dog, Max, with a nose-kiss. I want to say it took about four full days for Nux to really settle into the house.

As for the name...I wanted to call him Nacho but he didn't give any kind of reaction. I had recently watched "Mad Max: Fury Road" and called out "Nux" on a whim, and fka Squirrel's ears pivoted. I tried a few other names but every time I tried "Nux" his ears swiveled. So he picked

his own name and it's fitting. (Nux, the movie character, is painted bone white and black – he resembles a skeleton. He has a good heart.)

I noticed he and Sweet Dee started mirroring each other's positions/gestures so I felt it was time to start the dates. Today they had a miniseries of four dates, two minutes each. The second I put her down for the first date, Sweet Dee hopped over to him and then turned her attention to me. Nux stayed close to both of us, but his eyes were elsewhere. As soon as I took Sweet Dee away however, he started thumping. When their break was over, I brought Sweet Dee back and this time Nux came over to put his face next to hers. The third date, Nux was sniffing her bum and fourth date, both were being shy so I side-smushed them together for 10 seconds and they both did great.

Anna



Larry.



Stiletto



Asuna.



Bongo.



Jimmy.



Pika.



Apple.



Babsy.



Wilde.



Marshmallow, front, and Ryan at Union Square Petco.



Peter with Jade Chan at Union Square Petco.

## Rabbit-Savvy Veterinarians

Here's our recommended vet list for the New York metropolitan area. **Please note that many clinics have multiple veterinarians, and our recommendations are for specific veterinarians in those clinics.** If you can't get an appointment with a recommended vet at one clinic, don't assume (no matter what you are told by the clinic) that other vets in the same clinic can help your rabbit. If you have any questions or would like to discuss any of the vets on this list, please contact Mary Cotter at (914) 337-6146. When you make an appointment with any of these vets, please tell them you were referred by us.

### Manhattan:

**Becky Campbell, DVM**

**Deborah Levison, DVM**

Symphony Veterinary Center  
170 West 96th Street, New York, NY 10025  
(212) 866-8000

**Katherine Quesenberry, DVM**

The Animal Medical Center  
510 East 62nd St., New York, NY 10065  
(212) 838-7053, (212) 329-8622

**Alexandra Wilson, DVM**

**Anthony Pilny, DVM**

**Cynthia J. Brown, DVM**

The Center for Avian and Exotic Medicine  
568 Columbus Ave., New York, NY 10024  
(212) 501-8750

**Shachar Malka, DVM**

Humane Society of New York  
306 East 59th St., New York, NY 10022  
(212) 752-4842

### Westchester County:

**Gil Stanzione, DVM**

Dakota Veterinary Center

381 Dobbs Ferry Road, White Plains, NY 10607  
(914) 421-0020

**Laurie Hess, DVM**

Veterinary Center for Birds and Exotics  
709 Bedford Road, Bedford Hills, NY 10507  
(914) 864-1414

### Long Island:

**Jennifer Saver, DVM**

**Laura George, DVM**

**Kristen Miller, DVM**

Catnip & Carrots Veterinary Hospital  
2056 Jericho Turnpike, New Hyde Park,  
NY 11040 • (516) 877-7080

**Heidi Hofer, DVM**

Island Exotic Vet Care  
591 East Jericho Turnpike  
Huntington Station, NY 11746  
(631) 424-0300

**Jeff Rose, DVM**

Jefferson Animal Hospital  
606 Patchogue Rd. (Route 112)  
Port Jefferson Station, NY 11776  
(631) 473-0415

## Licensed HRS Educators

### NYC/Westchester:

**M.C. Basile, Esq.**, President, Rabbit Rescue & Rehab, BunnyTorts@gmail.com

**Mary Cotter**, Founder, Rabbit Rescue & Rehab, Chapter Manager, NYC House Rabbit Society, Adviser to Thump, mec@cloud9.net, (914) 337-6146, rabbitcare.org

**Gabrielle LaManna**, New Fairfield, CT, gabbysbunnies@yahoo.com, (203) 746-7548

**Mary Harnett**, mmharnett@optonline.net, (914) 948-7976

**Marcie Frishberg**, mfrish57bun@yahoo.com, (718) 724-4105

**Cindy Stutts**, bygolyoly@yahoo.com, (646) 319-4766

**Kerstin Aumann**

**Monica Shepherd, DVM**

### Long Island:

**Nancy Schreiber**, President, Long Island Rabbit Rescue Group,

nschreibmd@aol.com, (516) 510-3637, LongIslandRabbitRescue.org

**Mary Ann Maier**, Long Island Rabbit Rescue Group Volunteer,

altitude8@yahoo.com, LongIslandRabbitRescue.org

**Donna Sheridan**, Long Island Rabbit Rescue Group Volunteer, hpocus217@yahoo.com, LongIslandRabbitRescue.org

**Jennifer Saver, DVM**

**Laura George, DVM**

## THUMP February 2016

Newsletter of RRR/NYC HRS

56 West Pondfield Road #5C

Bronxville, NY 10708

[www.rabbitcare.org](http://www.rabbitcare.org)

Editor: Susan Lillo

Creative Director: Jane O'Wyatt

Masthead Logo Designer: Mary Ann Maier

Rabbit Rescue & Rehab is a not-for-profit, tax-exempt corporation in New York State. Our purpose is to rescue, rehabilitate and find permanent homes for abandoned, abused and neglected rabbits, and to educate the public on rabbit care through publications, phone consultations, home visits and presentations. This newsletter is published by RRR/NYC HRS, which is solely responsible for its content. We retain the right to edit all submissions, which become the property of the NYC Chapter and cannot be returned.

All donations go directly to caring for our foster rabbits and are tax-deductible. Please help us help them. Mailing address for contributions: Rabbit Rescue & Rehab/NYC Metro Rabbit, 333 Mamaroneck Ave, PMB 363, White Plains NY 10605. To contribute to Long Island Rabbit Rescue Group, please go to [www.longislandrabbitrescue.org](http://www.longislandrabbitrescue.org).

## Adoptable Rabbits

There are lots of adoptable rabbits available in Manhattan, Long Island and Westchester.

To adopt a rabbit in **New York City**, contact [nyc.metro.rabbits@gmail.com](mailto:nyc.metro.rabbits@gmail.com). On **Long Island**, contact Nancy Schreiber at [nschreibmd@aol.com](mailto:nschreibmd@aol.com) or at 516-510-3637 ([www.longislandrabbitrescue.org](http://www.longislandrabbitrescue.org)), and in **Westchester** contact Mary Cotter at [mec@cloud9.net](mailto:mec@cloud9.net) or 914-337-6146 ([www.rabbitcare.org](http://www.rabbitcare.org)).

The rabbit volunteers' email address in New York City is [nyc.metro.rabbits@gmail.com](mailto:nyc.metro.rabbits@gmail.com).

Adoptable NYC Metro rabbits are at Petco's Lexington Avenue (86th-87th) and Union Square locations; rabbit volunteers are present at both stores on Saturday and Sunday afternoons to answer questions. There are four rabbits living at each of those stores.

In addition, NYC Metro rabbits are at the Petland Discounts store on West 72nd Street.

You can also visit Animal Care & Control of NYC (AC&C) at 326 East 110th St.,

between First and Second avenues. Rabbits for adoption can be found by going to:

<http://www.nycacc.org/> and doing an adoption search. Volunteers are there every weekday evening and on Saturday and Sunday afternoons, but it is best to arrange an appointment first.

Bunny speed dates can be arranged by appointment only on weekend afternoons at Union Square. Please contact [nyc.metro.rabbits@gmail.com](mailto:nyc.metro.rabbits@gmail.com) to make arrangements.

Many of our rabbits are living in foster homes and you can meet them as well. You also can arrange to foster a rabbit until he or she finds a permanent home. Contact [nyc.metro.rabbits@gmail.com](mailto:nyc.metro.rabbits@gmail.com)

For basic information about rabbits as pets, go to [www.rabbitcare.org](http://www.rabbitcare.org), [www.longislandrabbitrescue.org](http://www.longislandrabbitrescue.org) and the House Rabbit Society main site, [www.rabbit.org](http://www.rabbit.org).